

# Sunmodule®

## SW 340-350 XL MONO



TUV Power controlled:  
Lowest measuring tolerance in industry



Every component is tested to meet  
3 times IEC requirements



Designed to withstand heavy  
accumulations of snow and ice




Sunmodule  
Positive performance tolerance



25-year linear performance warranty  
and 10-year product warranty



Glass with anti-reflective coating



### World-class quality

Fully-automated production lines and seamless monitoring of the process and material ensure the quality that the company sets as its benchmark for its sites worldwide.

### SolarWorld Plus-Sorting

Plus-Sorting guarantees highest system efficiency. SolarWorld only delivers modules that have greater than or equal to the nameplate rated power.

### 25-year linear performance guarantee and extension of product warranty to 10 years

SolarWorld guarantees a maximum performance digression of 0.7% p.a. in the course of 25 years, a significant added value compared to the two-phase warranties common in the industry, along with our industry-first 10-year product warranty.\*

\*in accordance with the applicable SolarWorld Limited Warranty at purchase.  
[www.solarworld.com/warranty](http://www.solarworld.com/warranty)



- Qualified, IEC 61215
- Safety tested, IEC 61730
- Blowing sand resistance, IEC 60068-2-68
- Ammonia resistance, IEC 62716
- Salt mist corrosion, IEC 61701
- Periodic inspection



- Periodic inspection
- Power controlled



# Sunmodule®

## SW 340-350 XL MONO



### PERFORMANCE UNDER STANDARD TEST CONDITIONS (STC)\*

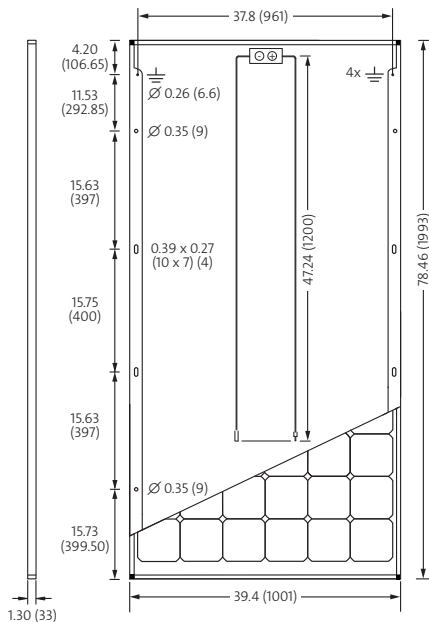
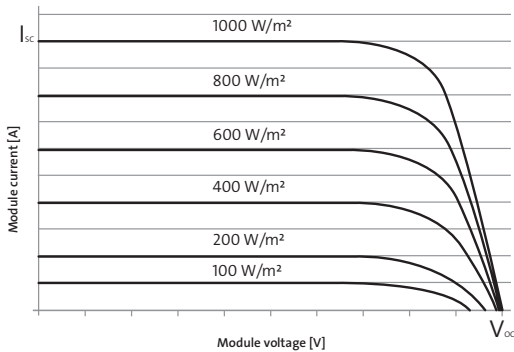
		SW 340	SW 345	SW 350
Maximum power	$P_{max}$	340 Wp	345 Wp	350 Wp
Open circuit voltage	$V_{oc}$	47.6 V	47.8 V	48.0 V
Maximum power point voltage	$V_{mpp}$	38.0 V	38.2 V	38.4 V
Short circuit current	$I_{sc}$	9.69 A	9.75 A	9.82 A
Maximum power point current	$I_{mpp}$	9.01 A	9.10 A	9.17 A
Module efficiency	$\eta_m$	17.04 %	17.29 %	17.54 %

\*STC: 1000W/m<sup>2</sup>, 25°C, AM 1.5

### PERFORMANCE AT 800 W/M<sup>2</sup>, NOCT, AM 1.5

		SW 340	SW 345	SW 350
Maximum power	$P_{max}$	259.3 Wp	263.8 Wp	267.2 Wp
Open circuit voltage	$V_{oc}$	41.5 V	41.8 V	42.0 V
Maximum power point voltage	$V_{mpp}$	34.9 V	35.2 V	35.4 V
Short circuit current	$I_{sc}$	8.05 A	8.10 A	8.16 A
Maximum power point current	$I_{mpp}$	7.42 A	7.50 A	7.56 A

Minor reduction in efficiency under partial load conditions at 25° C: at 200 W/m<sup>2</sup>, 100% of the STC efficiency (1000 W/m<sup>2</sup>) is achieved.



All units provided are imperial. SI units provided in parentheses.  
SolarWorld AG reserves the right to make specification changes without notice.

### COMPONENT MATERIALS

Cells per module	72	Front	Low-iron tempered glass with ARC (EN 12150)
Cell type	Monocrystalline	Frame	Clear anodized aluminum
Cell dimensions	6.17 in x 6.17 in (156.75 x 156.75 mm)	Weight	47.6 lbs (21.6 kg)

### THERMAL CHARACTERISTICS

NOCT	46 °C
$TCI_{sc}$	0.042 % / °C
$TCV_{oc}$	-0.304 % / °C
$TCP_{mpp}$	-0.43 % / °C
Operating temp	-40 to +85 °C

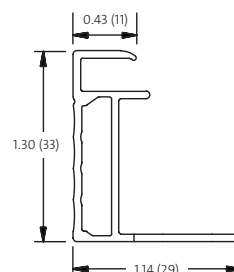
### ADDITIONAL DATA

Power sorting	-0 Wp/+5 Wp
J-Box	IP65
Connector	PV wire per UL4703 with H4/UTX connectors
Module fire performance	(UL 1703) Type 1

### PARAMETERS FOR OPTIMAL SYSTEM INTEGRATION

Maximum system voltage SC II / NEC	1000 V	
Maximum reverse current	25 A	
Number of bypass diodes	3	
Design loads*	Two rail system	113 psf downward, 64 psf upward
Design loads*	Edge mounting	178 psf downward, 23 psf upward

\* Please refer to the Sunmodule installation instructions for the details associated with these load cases.



- Compatible with both "Top-Down" and "Bottom" mounting methods
- ⚡ Grounding Locations:
  - 4 locations along the length of the module in the extended flange.

SW-01-7540US-I 160324